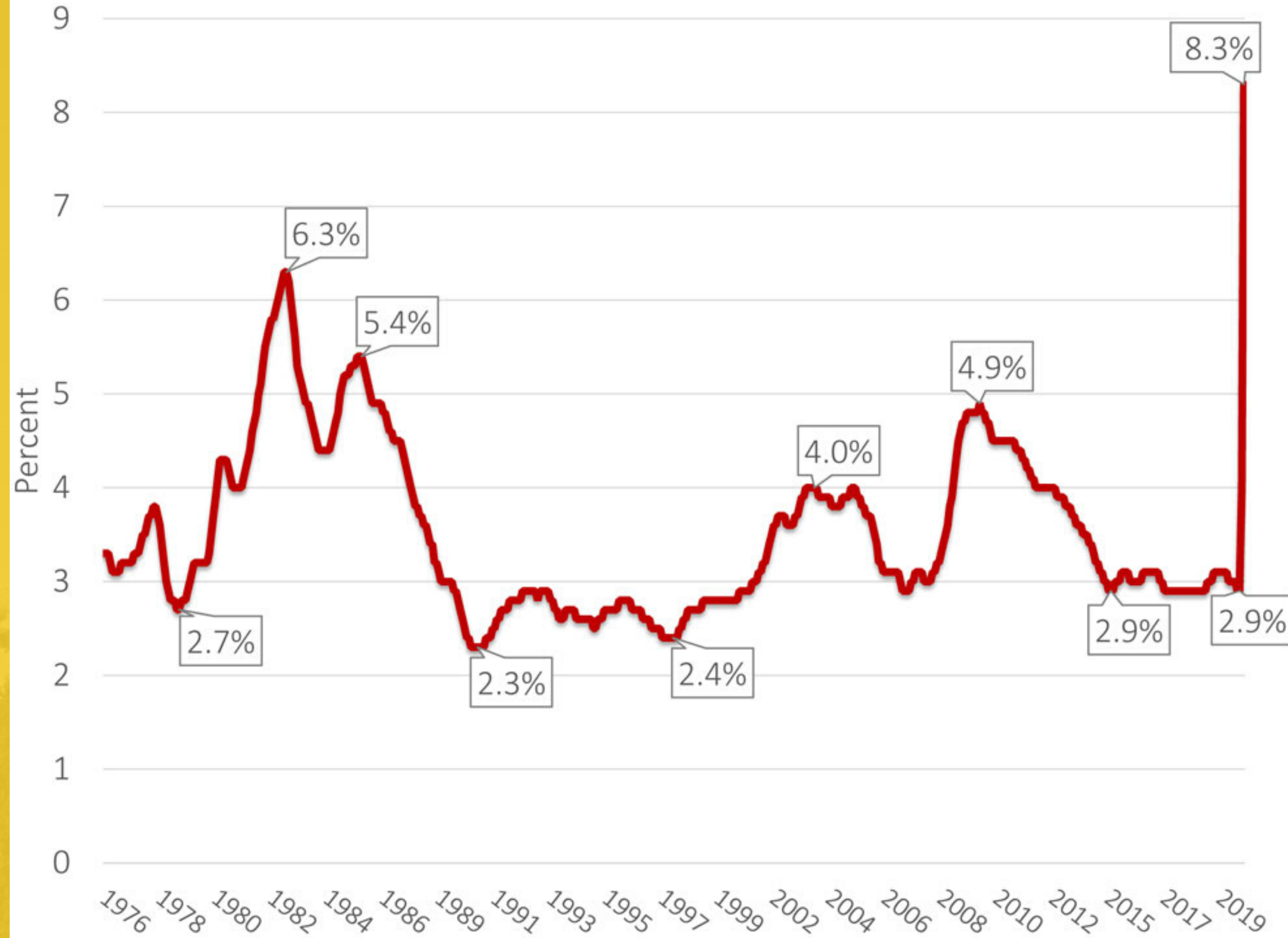
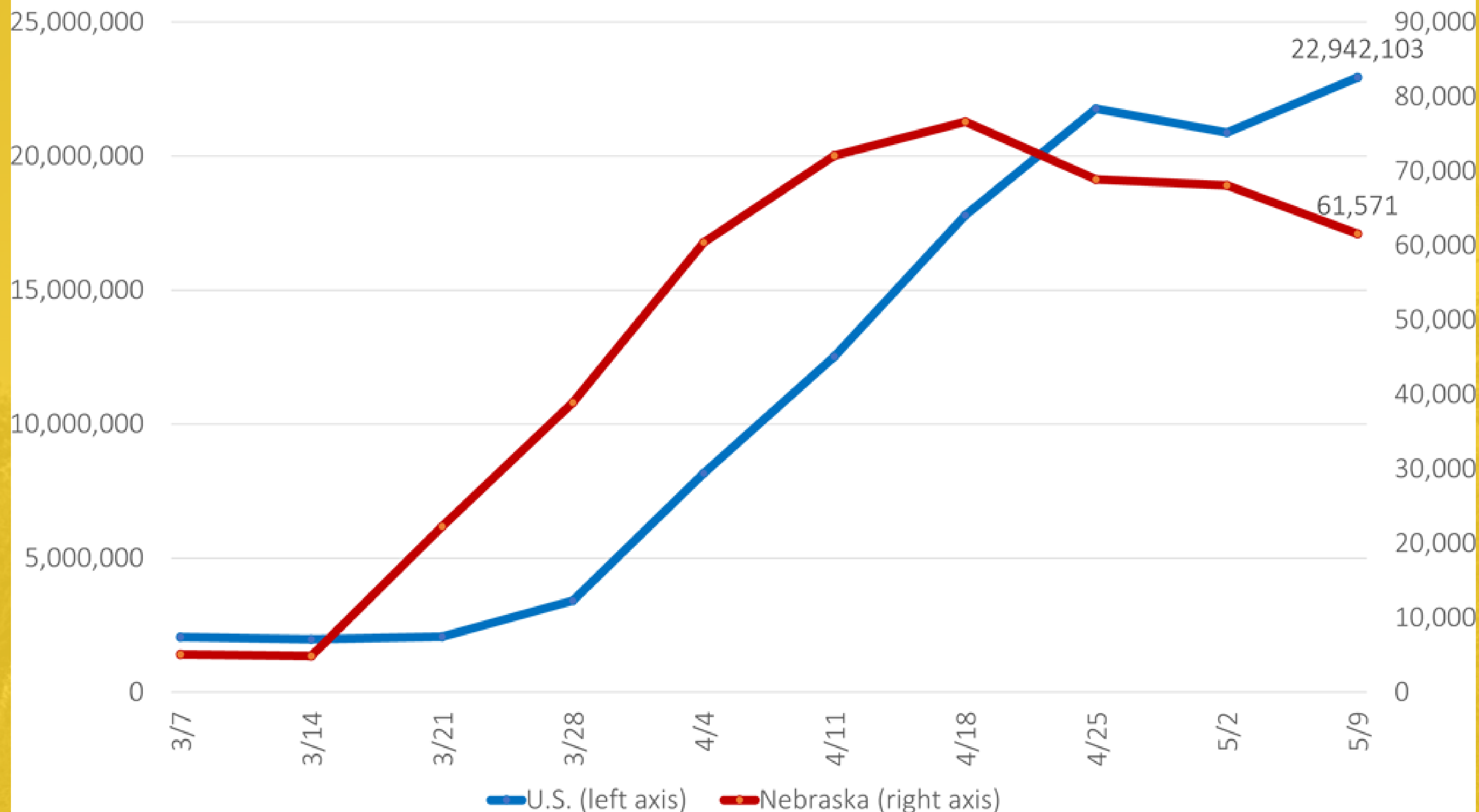


**FIGURE 1:** Nebraska Civilian Labor Force Unemployment Rate, January 1976 to date (seasonally adjusted)



**FIGURE 2: Continuing claims for unemployment insurance, Nebraska vs. U.S.**  
March 7 – May 9, 2020 (not seasonally adjusted)



**FIGURE 3: Insured unemployment rates for 50 states and D.C, May 9, 2020  
(not seasonally adjusted)**

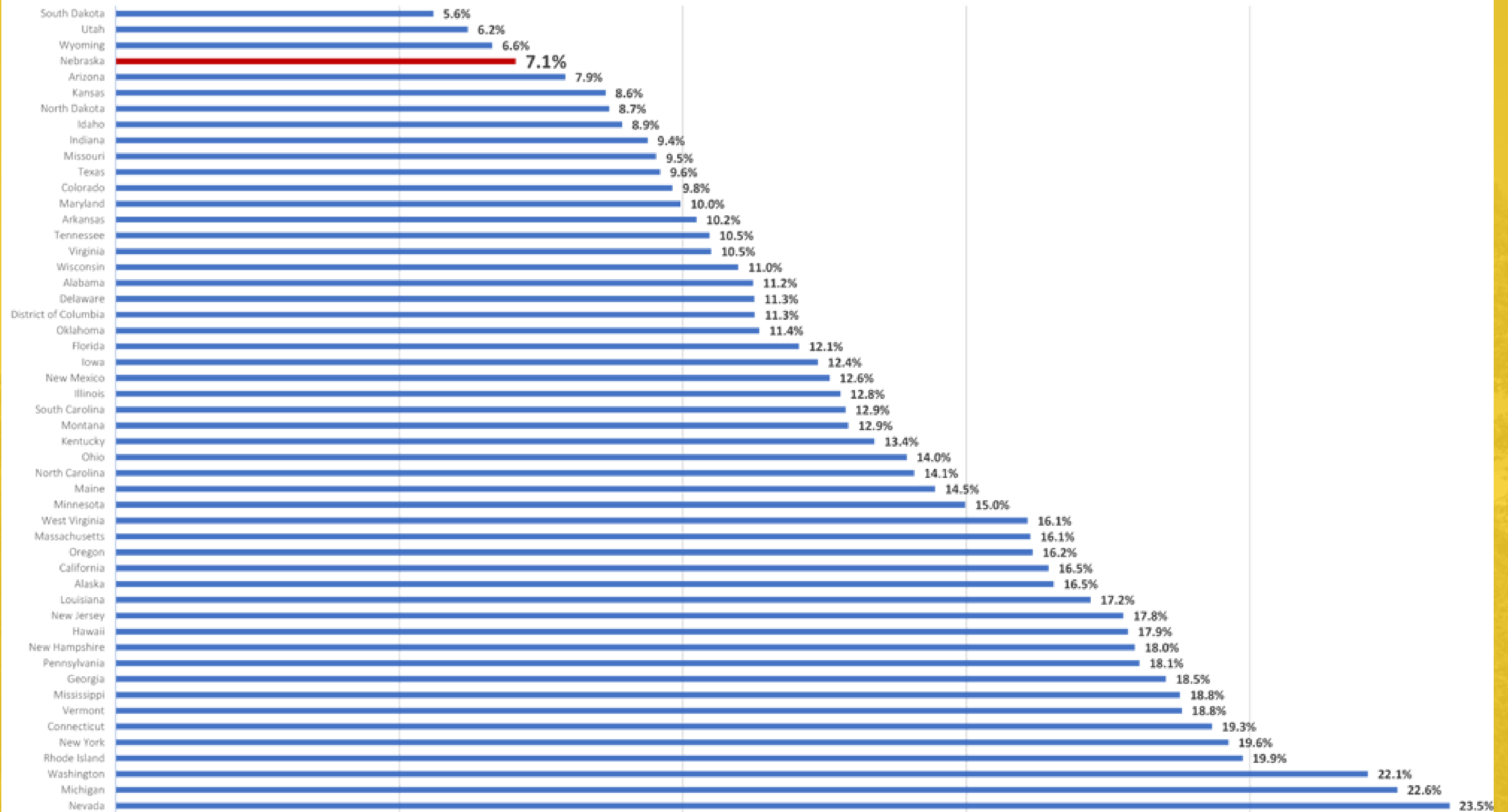


TABLE 1: Estimated loss for the State of Nebraska, March 14–May 9, 2020

Jobs	92,790
Wages & Salaries	\$435,242,845
Self-employment Income	\$61,719,447
<b>Total Impact</b>	<b>\$1,548,007,329</b>

NOTE: Does not consider the impact of the federal rescue plan (CARES Act) which includes payments to state and local government of \$150 billion.

SOURCE: Goss & Strain estimates from IMPLAN Multiplier System

**TABLE 2: Estimated loss in state and local tax collections for Nebraska, March 14–May 9, 2020**

	Local	State	Total
Sales & Gross Receipts	\$4,016,152	\$19,603,909	\$23,620,061
Individual Income Taxes	\$0	\$18,146,120	\$18,146,120
Corporate Income Taxes	\$0	\$2,153,282	\$2,153,282
Property Taxes	\$30,568,949	\$0	\$30,568,949
Other Taxes and Fees	\$3,796,874	\$1,649,259	\$5,446,134
<b>Total State &amp; Local Taxes Lost</b>	<b>\$38,381,975</b>	<b>\$41,552,570</b>	<b>\$79,934,546</b>

NOTE: Loss in property taxes assumes that assessments are reduced with no change in the property tax rate.

SOURCE: Goss & Strain estimates from IMPLAN Multiplier System

TABLE 3: Annualized estimated loss for the State of Nebraska

Jobs	92,790
Wages & Salaries	\$2,836,850,687
Self-employment Income	\$402,278,536
<b>Total Impact</b>	<b>\$10,089,690,625</b>

NOTE: Does not consider the impact of the federal rescue plan (CARES Act).

SOURCE: Goss & Strain estimates from IMPLAN Multiplier System

TABLE 4: Annualized estimated loss in state and local tax collections for Nebraska

	Local	State	Total
Sales & Gross Receipts	\$26,176,705	\$127,775,479	\$153,952,183
Individual Income Taxes	\$0	\$118,273,815	\$118,273,815
Corporate Income Taxes	\$0	\$14,034,788	\$14,034,788
Property Taxes	\$199,244,041	\$0	\$199,244,041
Other Taxes and Fees	\$24,747,485	\$10,749,637	\$35,497,122
<b>Total State &amp; Local Taxes Lost</b>	<b>\$250,168,231</b>	<b>\$270,833,718</b>	<b>\$521,001,949</b>

NOTE: Loss in property taxes assumes that assessments are reduced with no change in the property tax rate.

SOURCE: Goss & Strain estimates from IMPLAN Multiplier System